

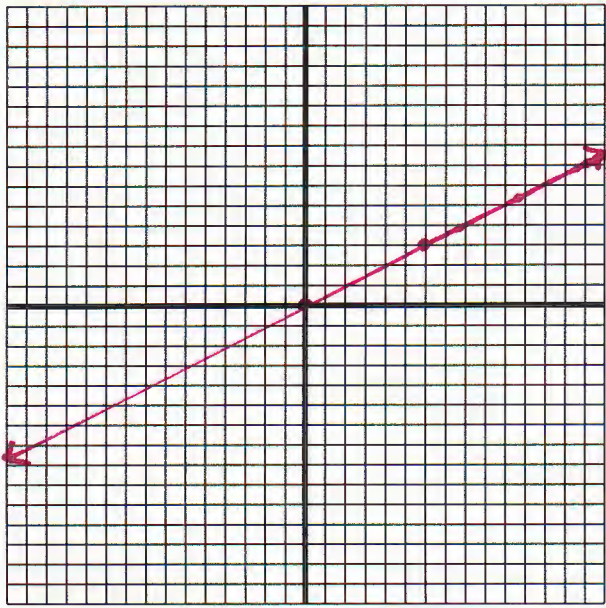
Graphing a Line From Its Description

Graph the following shapes:

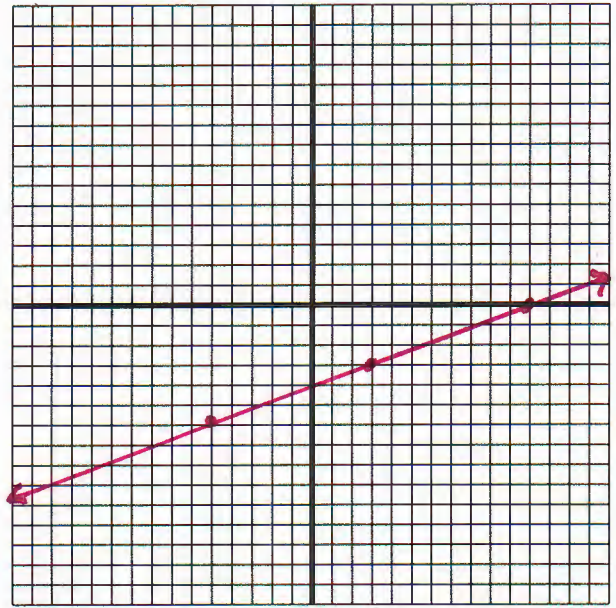
1. The shape is a line passing through the origin and $(7,3)$.
2. The shape is a line passing through $(2,-9)$ and $(5,0)$.
3. The graph is of a horizontal line through $(-10,4)$.
4. The shape is a line. It passes through $(-5,-6)$ and has slope $\frac{3}{8}$.
5. The shape is a line with a slope of $\frac{7}{2}$. The y -intercept of the line is -4 .
6. There is a shape with x -intercept 6. The line has a slope of $2\frac{1}{3}$.
7. A line has an x -intercept of -6 and a y -intercept of 4.
8. The line is vertical and has a x -intercept of 13.
9. The shape is a line with a slope of 0. It passes through $(4,-12)$.
10. The line has a slope that is undefined, infinite. The line passes through $(2,9)$.
11. A line with slope $-\frac{2}{5}$ passes through $(-7,11)$.
12. The slope of a line is -5 . The line passes through the origin.
13. A line with a slope equal to 2 passes through the point $(-5,1)$.
14. The line passes through $(12,5)$. It has a slope of $\frac{1}{11}$.
15. A line passes through $(2,2)$ and $(2,12)$.
16. The shape is a line passing through $(5,-9)$. Its slope is $\frac{-7}{4}$.
17. A line of infinite slope has an x -intercept of -6 .
18. The shape is a line with y -intercept equal to $3\frac{1}{2}$. The slope of the line is $\frac{5}{4}$.

Answers

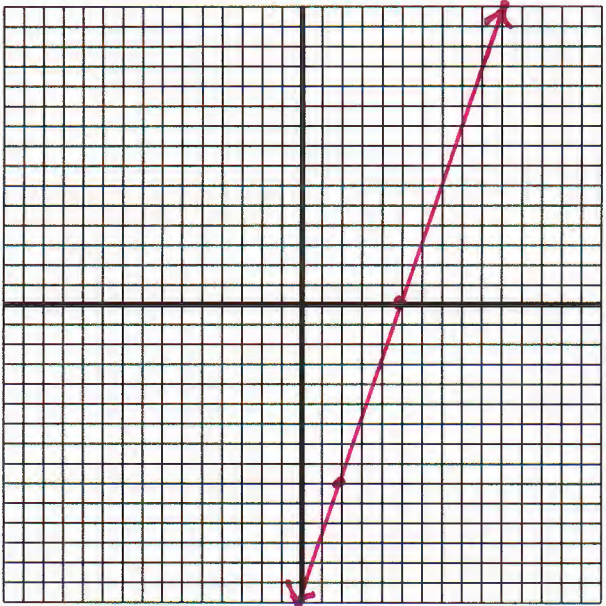
1



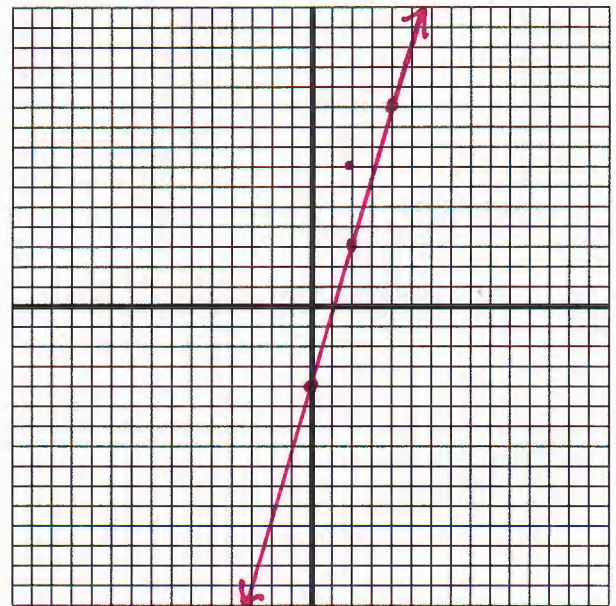
4



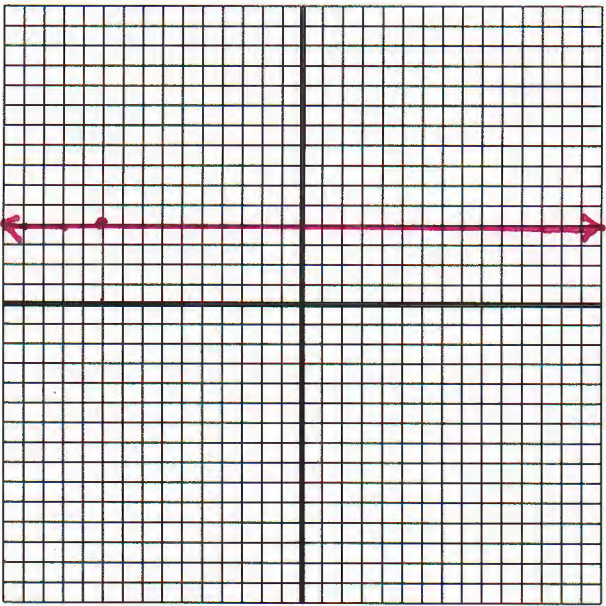
2



5



3



6

